



Dear Customer,
 Thank you for purchasing TAKSTAR TA-60 dynamic microphone.
 Please read the user manual before operation.
 If you have any question or suggestion, please dial contact us.

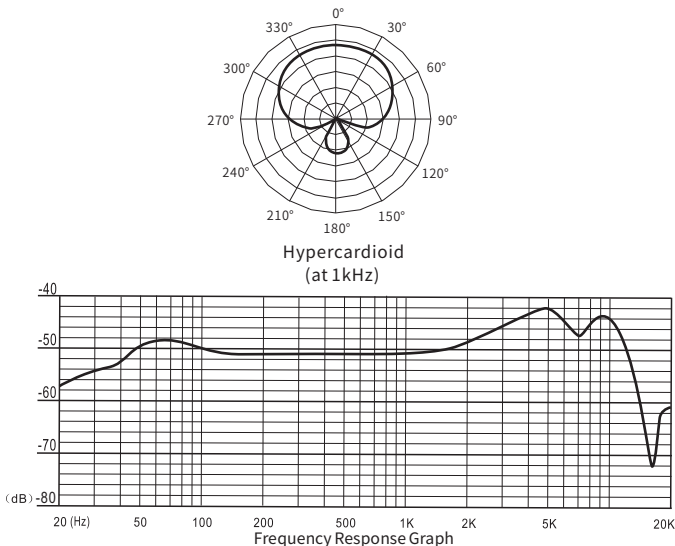
Features.....

- Rugged zinc alloy structure and metal grille, fashionable and durable design
- Super cardioid pickup, pop-noise-resistant design, low feedback and high gain
- Capsule shock mount design prevents handling noise and ensures the excellent pickup effect
- Wide frequency response, natural reproduction without distortion
- Magnetic-reed switch design prevents ON/OFF surge noise and protects the rear equipments

Specification.....

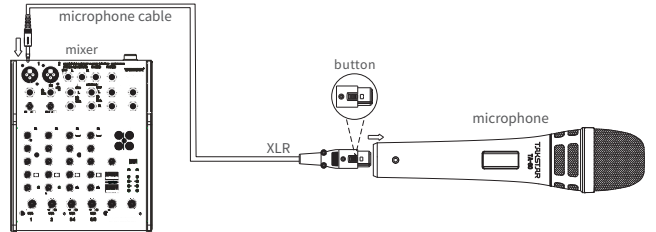
- Transducer Principle: Dynamic
- Polar Pattern: Super cardioid
- Frequency Response: 60Hz-18kHz
- Sensitivity: -51dB±3dB (0dB=1V/Pa at 1kHz)
- Output Impedance: 350Ω±30% (at 1kHz)
- Net Weight: 350g

Frequency Response Curve

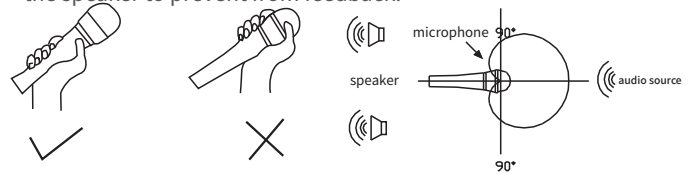


Installation.....

1. When connecting the microphone with cable, match the XLR connector with the 3 pin on microphone, then insert fully till the XLR lock button fixes the position.
2. When disconnecting the microphone with the cable, press the XLR lock button, then take out the cable.
3. Connect the other end of the cable with the equipments, e.g. mixer, power amplifier, sound card.



4. Reduce the equipment volume before operation, then adjust the volume to a proper level to avoid speaker damage by the sound pressure surge.
5. Do not hold the microphone grille. Keep the microphone away from the speaker as much as possible and avoid the capsule pointing to the speaker to prevent from feedback.



Caution.....

To avoid personal injury or property loss caused by electric shock, over temperature, fire, radiation, explosion, mechanical risk and improper use, please read carefully and abide by the following items before operation:

1. Please check if the power of the connected equipment matches with that of this product before operation. Adjust the volume to proper level during operation. Do not operate at over-power or high volume level for a long time to avoid abnormal functioning or hearing loss.
2. If abnormal phenomenon (smoke, abnormal smell) happens, please turn off the power switch and disconnect the power plug with power socket, and send the product to local dealer for maintenance.
3. The product and accessories should be put in dry and ventilated place rather than humid or dusty environment. Prevent the product from fire, liquid, rain, water, over-colliding, throwing, vibrating, vent hole covered to avoid function damage.
4. When the product needs to be installed on wall or ceiling, please fix it tightly to avoid dropping risk.
5. Please abide by safety rules during operation. Do not use the product in the place prohibited by regulation or law to avoid accident.
6. Do not disassemble or repair the product by yourself to avoid personal injury. If you have question or need service, please contact the local dealer.

※The product specification is subject to change without prior notice.